



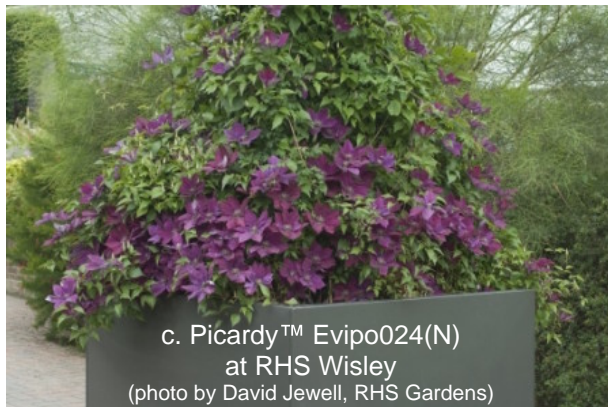
www.raymondevisonclematis.com

NEWSLETTER – ISSUE 7, SUMMER 2009

Clematis have flowered very well this year and we are constantly receiving comments from people who have grown the Evison® & Poulsen® Boulevard® collection cultivars. These cultivars plus c. Rebecca™ Evipo016(N), Ice Blue™ Evipo003(N) and Kingfisher™ Evipo037(N) seem to have done particularly well. At the Chelsea Flower Show, I spoke with a lady from East Anglia, who told me that her c. Ice Blue™ Evipo003(N) was still flowering on Christmas Day 2008; that is rather long flowering, I think!!!

It is so gratifying to hear from so many people, who are having such success with the brand varieties and learning how long flowering they are, which of course is what they were bred to do.

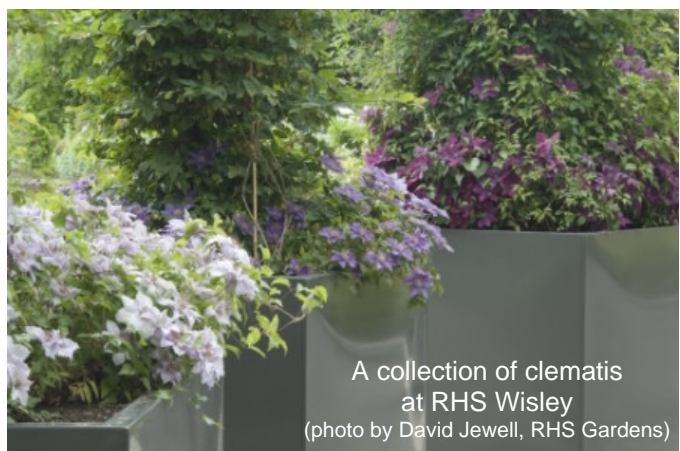
Some of the successes that I've seen were at two of the RHS gardens.



At the RHS Garden Wisley, clematis planted last summer have flowered very well this year. At the entrance to the shops and plant centre, Jim Gardiner and David Jewell planted up several large planters with hornbeams and planted at the base of the trees c. Bijou™ Evipo030(N) and Filigree™ Evipo029(N) and then allowed c. Picardy™ Evipo024(N) to grow up the base of the trees.

When I visited the garden at the end of June, Picardy was still flowering but Bijou and Filigree had finished their first flush of flowers. David told me that he planned to trim them down to a few inches, feed them and then encourage them back into flower. I think this is the correct thing to do, especially when the continuation of flowering is affected by extremely hot weather. I believe the day before I arrived at Wisley, the temperature was over 30°C.

However, the planters also had the vigorous and tall growing c. *x triternata* 'Rubromarginata' just coming into flower. This clematis would continue flowering until the pruned down Bijou, Filigree and Picardy reflowered.



David does a great job with clematis at the RHS Wisley garden. Do make time to see the garden this year. The plant centre also has a very good stock of Raymond Evison® brand plants for sale.

When I visited the RHS Garden at Hyde Hall at the beginning of July, I was delighted to see the four RHS Bicentennial clematis cultivars had done so well in the rose garden.

C. Harlow Carr Evipo004(N) was still in full flower and really enjoying the hot weather as it does when grown in the USA.



C. Rosemoor was also flowering but its first real flush of flowers had passed and new growth was being made for further flowers.

Clematis Rosemoor™ Evipo002(N)

C. Wisley was flowering very well and associating so well with roses on the obelisk. It blends perfectly with pink, red and yellow roses.

I mentioned to the gardeners that perhaps c. Hyde Hall™ Evipo009(N), named after their garden, does not flower quite so well as the other three but the response was that it did repeat flower very well for them and, in fact, I could see the regrowth covered in flower buds.



Clematis Hyde Hall™ Evipo009(N)

Other clematis were also flowering well and the gardens at Hyde Hall are certainly worthy of a visit to see the vast range of plant material grown there. Their new visitor centre will be open later in the year and also a new plant centre where many plants will be for sale as they are at Wisley.

Current work with clematis

Pruning

The pruning of the group one clematis such as armandii, the alpines and macropetala types and the montanas should have been completed by the end of June. If any montanas are still outgrowing their allotted area, then they can still be trimmed back by reducing new growth by two thirds. Do leave some current season's stems as these need to ripen to produce flowering wood for next spring.

If the early flowering Boulevards such as Picardy™ Evipo024(N), Cezanne™ Evipo023(N), Angelique™ Evipo017(N), Ooh La La™ Evipo041(N), Fleuri™ Evipo042(N) or Chantilly™ Evipo021(N) and Parisienne™ Evipo019(N), have stopped flowering due to the summer heat, they can be pruned back to 6-9" (15-22cm) of soil level. Keep them well watered to encourage new flowering stems and use either a tomato or rose feed. Additional flowers could then be expected 7-8 weeks from pruning.

Watering and feeding

Do be sure to water any newly planted clematis. This is especially important during hot sunny weather. To encourage new growth a general fertiliser feed would give extra benefit or just use a rose or tomato feed.

Planting of clematis

Garden centre stockists of the Raymond Evison® clematis brand will still have good stocks of flowering plants available for purchase. Clematis can be safely planted during the summer months as long as they are regularly watered after planting. Late August and early September are good times to plant as the garden soil is still warm, which will help with root development. For full details, please refer to my book "Clematis for Small Spaces". published by Timber Press, which can be bought online at <http://www.raymondevisonclematis.com/main/product.asp?productId=37>.



Chelsea Flower Show 2009

As detailed in our last newsletter, we staged an exhibit of clematis bred by Evison® & Poulsen® at this year's show. These included: c. Diana's Delight™ Evipo026(N), named after Diana Rowland, who has since become Lady Rowland. Diana's husband, now Sir Geoffrey Rowland, was honoured with a knighthood in the Queen's birthday honours in June.



Sir Geoffrey and Lady Rowland with
c. Diana's Delight™ Evipo026(N)
in the foreground
(photo by Bruce Parker)

We only just got c. Chevalier™ Evipo040(N) into flower for the show, so will feature this more prominently in 2010. It is certainly proving to be a very free-flowering plant. We just got our timing wrong for the show. C. Ooh La La™ Evipo041(N) was a great hit with the public and was the central feature of our exhibit. c. Fleuri™ Evipo042(N) was also greatly admired by the visitors to the show, due to its intense flower colour, and is also proving a great hit with gardeners.

We received an RHS Gold Medal for our exhibit of clematis cultivars, the 7th Chelsea Gold Medal in a row. It was marvellous to meet so many of our customers at this year's show. Thank you for coming to see us.



Raymond Evison's gold-medal winning exhibit at 2009 Chelsea Flower Show
(photo by Sarah Evison)

Plants of the Summer

As we move into the summer months, the later flowering clematis, the species and their smaller-flowered cultivars come into their best. Three of these are:

c. Avant-Garde™ Evipo033(N), Bonanza™ Evipo031(N) and Galore™ Evipo032(N).

Clematis Avant-Garde™ Evipo033(N)


C. Avant-Garde™ Evipo033(N), with its charming but rather funny, double reddish flowers seem to attract a great deal of attention. It is most useful for growing and flowering up into wall-trained roses or roses on archways or pergolas. It looks good growing into small trees such as apples or pears or even flowering cherry trees but can even be allowed to scramble through other plants almost at ground level. Therefore, this clematis is most adaptable.



c. Avant-Garde™ Evipo033(N)

This clematis flowers mid-summer to autumn and grows to a height of 8-10ft (2.5-3m). It should be hard pruned in early spring.

Clematis Galore Evipo032(N)



c. Galore™ Evipo032(N)

C. Galore™ Evipo032(N) is a most free-flowering plant, rather strong and vigorous, so its best use is to plant it to grow over archways, pergolas, by itself or through roses or other climbing plants. It looks great with golden conifers or other tall growing golden or silver foliage shrubs or small trees, due to its dark flower colour.

It flowers from mid to late summer and grows to a height of 8-10ft (2.5-3m). It should be hard pruned in early spring.

Clematis Bonanza™ Evipo031(N)

This clematis is again a most useful summer-flowering plant. Due to its compact habit of only 4-6ft. (1.2-2m) and extremely free-flowering habit, it is most useful as a clematis for growing in a container for the patio or deck garden. It is also outstanding when allowed to grow up into roses or wall-trained shrubs but really marvellous as a plant to grow through, up or over low-growing shrubs or perennial plants in a mixed border.

It flowers from mid to late summer and should be hard pruned in early spring.



c. Bonanza™ Evipo031(N)



c. Crystal Fountain™
Evipo038(N)

For those gardeners who wish to grow a more compact clematis, then the rather exciting, double flowered clematis Crystal Fountain™ Evipo038(N) with its spiky blue/purple flowers, is ideal for growing in a container or in a smaller garden. If planted now, it will establish well for flowering late spring and summer 2010.

It grows to 6ft. (2m) and should be lightly pruned in spring.

Future Events

5th/6th September 2009

For your diary, I will be attending the RHS Plant Centre at Wisley for the Clematis Festival on the 5th and 6th September. I will be giving presentations at 11.30 a.m. and 2.30 p.m. on both days. These will be hands-on advice on the selection of clematis, planting, pruning and general cultivation tips on getting the best from your clematis.

See <http://www.rhs.org.uk/whatson/gardens/wisley/plant-events.htm>.

9th September 2009

I will be giving a talk on "Clematis for Today's Gardens" at the Whitehall Garden Centre, Chippenham, Wiltshire at 1900hrs. For full details, please log on to <http://store.whitehallgardencentre.co.uk/store/product/182316/Raymond-Evison-Talk-Tickets-Wednesday-9th-September/>

19th September 2009

Our nursery in Guernsey will be open in the afternoon for visitors to see our production of clematis at our *Braye Vinery site*. This event will be in aid of The Samaritans where we hope to raise a lot of money for this charity and such a worthy cause. Visitors will be able to see the propagation, production and view flowering plants of our new cultivars as well as learn about the history and development of clematis from the 16th century.



***Enjoy the rest of the summer in your gardens
and I hope to see you at one of the above events***



Raymond J Evison OBE, VMH



www.raymondevisonclematis.com